


NEWS FROM THE



Swamp Fox Region

CELEBRATING OUR 37th YEAR AS AN ACTIVE CLUB

NEXT MEETING

TAKKI'S RESTURANT

609 Pearl St.

Darlington, SC

Aug. 13, 2018

6:30 PM for eating/fellowship

7:00 PM for Club Meeting

August 1, 2018



HAPPY BIRTHDAY TO:

Carol Key 8-1

Roy Graham 8-25



Robinson's Ramblings'

WELCOME NEW MEMBERS

2018 CLUB OFFICERS

President Al Robinson 496-7207

Vice Pres. Sammy Lee 992-6082

Secretary/ Susan Pace 230-0212

Treasurer.

NEW CLUB WEBSITE:

swampfox.aaca.com

Email:swampfoxoldcarclub@gmail.com

August is here and we will be starting the planning for the Sweet Potato Festival on Oct.13 and the Pecan Festival on Nov. 3. We will be looking at some programs over the next couple of months and hopefully we can get to a few car shows as a club.

Keep Sept 5-9 on your calendars for Auto Fair at the Charlotte Motor Speed way. It's a great swap meet and one that Kelly Key and I set up and sell parts at. We are in spaces S-28 and T-28 in the Orange field. Make that the club gathering spot for Auto Fair.

Let's continue to work on club membership. I am sure each of us knows someone who might be a potential member. We truly need to grow the club to be able to do all we have the potential of doing in the old car hobby in Florence and in the community. We have some very dedicated members now. LET'S GET SOME MORE!!!!

Have fun with your "OLD CAR"--AL

2018 Car Show Schedule

Sweet Potato Festival, Darlington, SC

10/13/18

Pecan Festival, Florence, SC 11/3/18



The Editors Turn

One of the things that I look forward to each month as editor is to help fellow club members tell their stories about cars and accomplishments through words and pictures. This month's example of Swamp Fox Rides is the story of the Texas Taxi as told by its owners Tim and Tom Spence.

It was a pleasure for me to take a guided tour of this "vintage special interest vehicle" with Tom and to make a photographic record of my tour. It was an hour long visual overload! Everywhere I looked there was another opportunity to take a picture.

In a word, this RIDE is FUN! Just take a look at the pictures and see for yourself.

After the tour, I called this unique ride a "philosophy bus" as exemplified by the messages on the many graphics and stickers. I photographed many examples including some from my favorite musician/philosopher Jimmy Buffett.

One additional feature the bus could use is a XM Satellite Radio tuned to channel 24, Radio Margaritaville. Then the philosophy lessons would always continue. Here are a few that we could all appreciate.

Listen carefully. You can almost hear them now...

"Workin' 'N' Playin' ", "License To Chill", "Trip Around The Sun", "Changes In Latitude, Changes In Attitude", "Coast Of Marseilles", "Growing Older But Not Up", "Breathe In Breathe Out Move On", "Love And Luck", "Bank Of Bad Habits", "Fool Button", "Floridays", "Gravity Storm", "It's Five O'clock Somewhere", "Boats To Build", "Holiday", "Barometer Soup", and "It's My Job", to name a few.

<https://www.margaritaville.com/radio-margaritaville>

What more could you want? FUN MUSIC in a FUN RIDE!!

Thank you, Tom and Tim, for including the family pictures, telling your story about the Texas Taxi in Swamp Fox Rides, and for the guided tour. Thanks also, for including your ride in the Kids Ride feature of our April Antique Classic Car Show. The kids loved it!!

I look forward to one day riding in the Texas Taxi on my trip around the sun.

Growing older but not up...
Curt Smith

Swamp Fox Rides

The tale of the Texas Taxi

Back in 2008 Tim and I were looking for a vehicle that could hold both our families (he has 4 kids and I have 5!). Trolling the internet we came across 2 old buses- one was a 1957 short school bus in the northwest that had been converted to a camper/living quarters and one was a 1976 short school bus in Burlington Vermont. The '57 had a cool front end and rounded corners but needed a lot of work. The '76 was white, had black limo tinted windows and everything worked. So with an envelope full of cash and 2 one-way tickets from Florence to Burlington we began our adventure. The owner picked us up from an airport that had not been updated since Lucy and Ricky Ricardo were on TV! The bus was a 1976 International Harvester frame/drivetrain with a 396 c.i. V8, 4 barrel carb, gasoline engine with a 4 speed Allison heavy duty tranny and a Wayne body. The previous owner adjusted the rear gears for highway driving as he was from California and put all his things in it and drove to Vermont to relocate. It had no seats except for the driver seat and lots of metal rings to attach things that made excessive noise when driving. Before him it was a regular bus for school in Vancouver, BC.

After a cursory exam in the Walmart parking lot we paid for our ride and promptly went inside to buy Windex, some rags and a folding beach chair for the ride home. Vermont requires you to surrender the tags at their DMV before leaving the state however it was close to closing time so we took our chances. We did stop and eat at a restaurant called "Two Brothers" before pulling in to Albany N.Y. at midnight. It's 6am and on the road again we traveled to Hershey PA and visited the AACA museum which happened to have a bus exhibit in the basement! You must go at least once if you have never been. Keep in mind this was a long weekend in the fall of 2008 when gas prices were over \$4 a gallon and the bus gets a whopping 8 miles to the gallon. Southbound on I-95 got us to Virginia where relatives lived and we got a great meal, a hot shower and a good bed. Our third day of travel allowed us to make Florence before dark, tired, overstimulated but still in one piece. With no radio and no A/C the windows were dropped, the noise was constant and the "passenger" either stood up or rode in a mobile folding chair while the driver pegged the gas pedal to achieve 63 miles per hour on flat land.

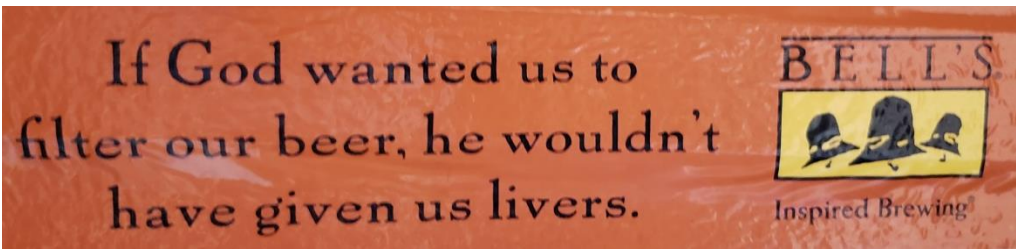
Once home a good cleaning, tune up and 20 or so cans of Rustoleum had the bus looking presentable. Now where would we get seats.... Tim's wallpaper guy saw the bus and mentioned he had a barn full of seats from a bus he converted back in the day. Fate once again shone on us as these former US Army bus seats fit well after new holes were drilled and 4X4 wood blocks propped up the middle legs. A 6 foot bed with cushion was hand crafted by the newly minted bus owners and a custom stereo was installed. As you can see the bus was all white and resembled a prisoner transfer bus but over the years hundreds of stickers and magnets have been added, new and changing paint schemes have been applied and horns and crazy lights decorate the "Texas Taxi" because everything is bigger in Texas! It has been used as a true school bus, a beach machine, wedding party transfer vehicle, birthday party limo, Halloween candy ride for lazy kids, Friday night football and for Christmas light viewing with the neighbors. We have also won 3 trophies at car shows primarily due to its "un-classability"! Feel free to offer stickers/magnets as there are still open spaces to fill. Quite possibly the best old vehicle purchase we ever made and the stories continue.

Tim and Tom Spence



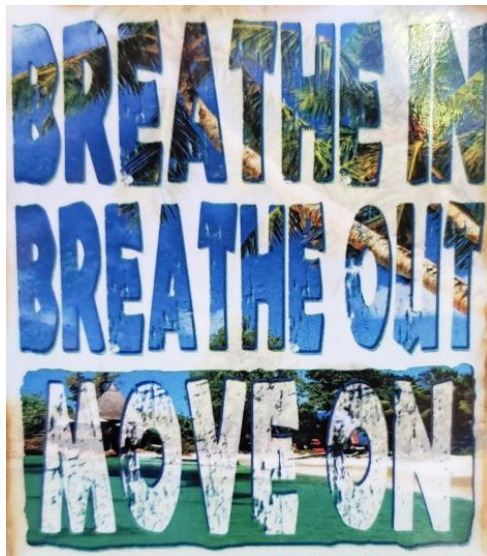







FALLING DOWN
IS PART OF LIFE.

GETTING BACK UP
IS LIVING.





**ANYONE
CAN BE
COOL,
BUT
AWESOME
TAKES
PRACTICE.**
(LORRAINE PETERSON)



Show Winning Recipes

Nana's Homemade Potato Salad----Wendy Dembowski

This was my grandmother's recipe which continues to be passed down through the generations. It is a simple recipe with only 7 ingredients.

Ingredients

- 3 to 3-1/2 pounds unpeeled potatoes (about 10 medium)
 - I use Russett
- 1 medium onion, finely chopped
- Plain mayonnaise (not a sandwich spread like Hellman's or other flavored mayo) to preferred consistency (usually a 16 oz jar)
- Salt and Pepper to taste
- Handful of chopped parsley
- (This is the secret ingredient) Approximately 2 Tbls Spanish olive juice or white vinegar

Directions

- In a large pot, cook potatoes in boiling salted water until tender (a dinner knife inserts with little resistance). Drain and immediately immerse in cold water to stop the cooking process. Keep the water cold until the potatoes can be comfortably handled. Peel potatoes; cut into chunks.
- Place potatoes in a large bowl and add chopped onion, parsley, and S&P and carefully mix.
- Stir in mayonnaise and olive juice. Adjust seasonings if necessary. Spoon into a serving bowl. Chill until serving.

Tips

- To prevent potatoes from getting mushy, add a small amount of vinegar to their cooking water: 1/2 teaspoon is plenty. However, nothing will prevent them from getting mushy if you over cook them.
- You can customize with additional ingredients, i.e. hard boiled eggs, tomato wedges, celery, etc, but remember it will no longer be good ole potato salad.



Automotive History

In 1905 the Peerless Company made a commitment to the American public. The company promised that every 60-horsepower Peerless car would be equipped with an exact duplicate of the engine that powered the record-shattering Green Dragon racing car. Only the dimensions would vary in the new 24 and 35 horsepower engines. This was no small commitment. The Green Dragon, piloted by the incomparable racing driver Barney Oldfield, had barnstormed throughout the county in 1904, dazzling crowds on the county fair circuit by shattering one world speed record after another.

Introducing the 1905 line of Peerless touring cars and limousines, a Peerless advertisement claimed that the Green Dragon four-cylinder engine had proven "to be the fastest, most powerful and reliable motor ever brought out." This strong claim, backed by record-breaking performance, made the 1905 Peerless one of the most sought-after cars of its time.

The Peerless Company owed its success to a 28-year-old designer-engineer named Louis Mooers who joined the firm in 1901. Under his far-sighted guidance, Peerless developed into one of the foremost American luxury cars manufacturers. Noted for their fine finish and appearance, Peerless cars featured the channel iron frame introduced in 1902 and the side-entrance tonneau body, a 1904 innovation. But it was Oldfield, the dashing "Boy in Green," who firmly established Peerless among the three P's {Peerless, Packard, and Pierce-Arrow} that represented the best products of the American auto industry at that time. In 1904 Oldfield took the wheel of Mooerr's Green Dragon to win in his first appearance at Detroit's Grosse Pointe track. He then entered a match race in New York against three fast foreign cars, including Alfred Vanderbilt's Fiat driven by Italian racer Paul Sartori. The flamboyant Oldfield not only won the race, but also a new world's record of 9 minutes, 12 seconds.

Oldfield continued racing, piloting the Peerless to every world's record from one to 50 miles. His record-shattering performance helped create a strong public demand for the Peerless and those who bought it acquired an engine and chassis that were replicas of the legendary Green Dragon, while the body styles were the typical Peerless range of luxury coachwork. The sliding gear transmission offered four speeds forward and one in reverse, Peerless continued its practice of using a drive shaft and a differential at a time when noisy, dirty chain-drive systems were an almost universal rule.

An advertisement from 1905 claimed that the Peerless was "as smooth running as a Pullman and as easily handled as a runabout," By combining the mechanical excellence of the Green Dragon racer with the style and comfort that became the company's trademark, the Peerless emerged as one of the finest American automobiles of its day.

David Lahr
Charlotte NC Hornets' Nest AACA